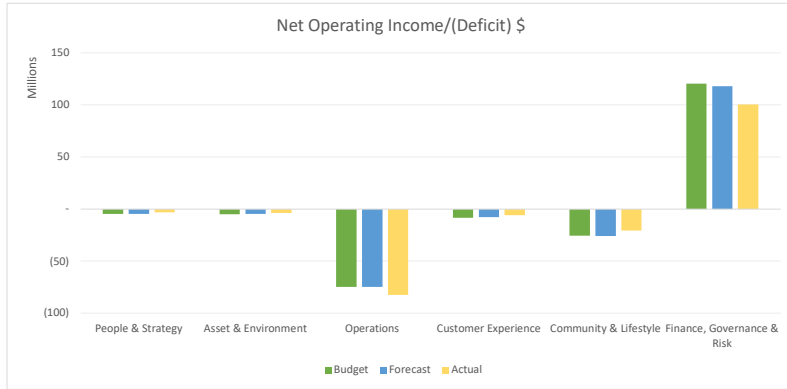


Operating Exec Summary

April, 2026



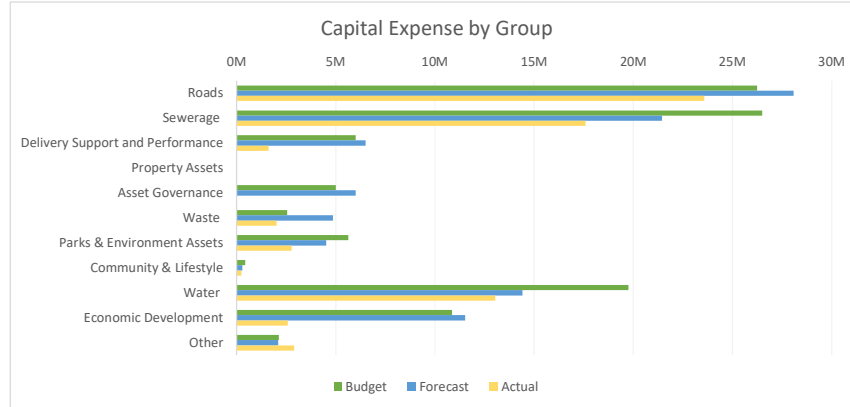
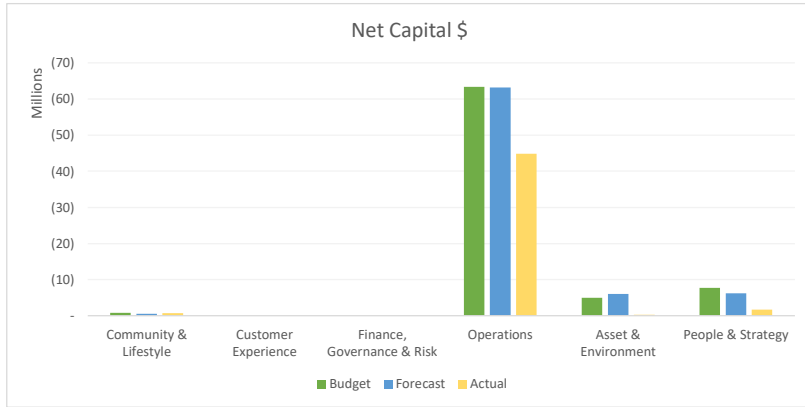
| Business Units             | Operating Income - \$ |                    |                    |                       |                         | Operating Expense - \$ |                      |                      |                       |                         | Depreciation - \$   |                     |                     |                       |                         | Net Operating Income/(Deficit) - \$ |                  |                     |                       |                         |
|----------------------------|-----------------------|--------------------|--------------------|-----------------------|-------------------------|------------------------|----------------------|----------------------|-----------------------|-------------------------|---------------------|---------------------|---------------------|-----------------------|-------------------------|-------------------------------------|------------------|---------------------|-----------------------|-------------------------|
|                            | Budget                | Forecast           | Actual             | Actual as % of Budget | Actual as % of Forecast | Budget                 | Forecast             | Actual               | Actual as % of Budget | Actual as % of Forecast | Budget              | Forecast            | Actual              | Actual as % of Budget | Actual as % of Forecast | Budget                              | Forecast         | Actual              | Actual as % of Budget | Actual as % of Forecast |
| People & Strategy          | 46,100,057            | 46,375,702         | 38,524,409         | 84%                   | 83%                     | (49,807,505)           | (50,291,241)         | (41,257,345)         | 83%                   | 82%                     | (936,458)           | (936,458)           | (449,972)           | 48%                   | 48%                     | (4,643,906)                         | (4,851,997)      | (3,182,909)         | 69%                   | 66%                     |
| Asset & Environment        | 11,452,722            | 11,483,514         | 9,455,425          | 83%                   | 82%                     | (16,411,252)           | (16,281,935)         | (13,164,129)         | 80%                   | 81%                     | (66,874)            | (66,874)            | (45,888)            | 69%                   | 69%                     | (5,025,403)                         | (4,865,296)      | (3,754,593)         | 75%                   | 77%                     |
| Operations                 | 159,694,053           | 158,709,878        | 118,884,011        | 74%                   | 75%                     | (177,346,800)          | (176,314,769)        | (153,044,734)        | 86%                   | 87%                     | (57,053,949)        | (57,053,949)        | (48,470,072)        | 85%                   | 85%                     | (74,706,696)                        | (74,658,840)     | (82,630,795)        | 111%                  | 111%                    |
| Customer Experience        | 13,415,581            | 13,829,682         | 11,479,568         | 86%                   | 83%                     | (21,896,614)           | (21,693,284)         | (17,462,123)         | 80%                   | 80%                     | (67,489)            | (67,489)            | (46,923)            | 70%                   | 70%                     | (8,548,522)                         | (7,931,091)      | (6,029,478)         | 71%                   | 76%                     |
| Community & Lifestyle      | 4,066,862             | 4,254,106          | 3,282,779          | 81%                   | 77%                     | (26,469,558)           | (26,885,277)         | (21,140,191)         | 80%                   | 79%                     | (3,391,945)         | (3,391,945)         | (2,731,069)         | 81%                   | 81%                     | (25,794,642)                        | (26,023,116)     | (20,588,481)        | 80%                   | 79%                     |
| Finance, Governance & Risk | 136,270,188           | 137,017,924        | 115,286,899        | 85%                   | 84%                     | (15,950,439)           | (19,043,081)         | (14,725,754)         | 92%                   | 77%                     | (112,264)           | (112,264)           | (93,649)            | 83%                   | 83%                     | 120,207,485                         | 117,862,578      | 100,467,495         | 84%                   | 85%                     |
| <b>Total</b>               | <b>370,999,464</b>    | <b>371,670,806</b> | <b>296,913,091</b> |                       |                         | <b>(307,882,168)</b>   | <b>(310,509,588)</b> | <b>(260,794,277)</b> |                       |                         | <b>(61,628,980)</b> | <b>(61,628,980)</b> | <b>(51,837,574)</b> |                       |                         | <b>1,488,316</b>                    | <b>(467,762)</b> | <b>(15,718,761)</b> |                       |                         |

|   | Operating Income - \$ |                    |                    |                       |                         | Operating Expense - \$ |                      |                      |                       |                         | Depreciation - \$   |                     |                     |                       |                         | Net Operating Income/(Deficit) - \$ |                     |                     |                       |                         |
|---|-----------------------|--------------------|--------------------|-----------------------|-------------------------|------------------------|----------------------|----------------------|-----------------------|-------------------------|---------------------|---------------------|---------------------|-----------------------|-------------------------|-------------------------------------|---------------------|---------------------|-----------------------|-------------------------|
|   | Budget                | Forecast           | Actual             | Actual as % of Budget | Actual as % of Forecast | Budget                 | Forecast             | Actual               | Actual as % of Budget | Actual as % of Forecast | Budget              | Forecast            | Actual              | Actual as % of Budget | Actual as % of Forecast | Budget                              | Forecast            | Actual              | Actual as % of Budget | Actual as % of Forecast |
| <b>Community &amp; Lifestyle Business Unit</b>      |                       |                    |                    |                       |                         |                        |                      |                      |                       |                         |                     |                     |                     |                       |                         |                                     |                     |                     |                       |                         |
| Brand and Communications                            | 4,416                 | 91,769             | 164,271            | 3720%                 | 179%                    | (2,858,282)            | (2,960,910)          | (2,317,994)          | 81%                   | 78%                     | (5,193)             | (5,193)             | (3,445)             | 66%                   | 66%                     | (2,859,058)                         | (2,874,334)         | (2,157,168)         | 75%                   | 75%                     |
| Community & Lifestyle Administration                | 719,261               | 719,261            | 599,384            | 83%                   | 83%                     | (652,316)              | (666,350)            | (519,116)            | 80%                   | 78%                     | (66,945)            | (66,945)            | (21,677)            | 32%                   | 32%                     | -                                   | (14,034)            | 58,591              | -                     | -417%                   |
| Community Development and Partnerships              | 759,930               | 799,000            | 655,028            | 86%                   | 82%                     | (6,260,101)            | (6,315,766)          | (4,624,381)          | 74%                   | 73%                     | (227,101)           | (227,101)           | (148,428)           | 65%                   | 65%                     | (5,727,271)                         | (5,743,867)         | (4,117,781)         | 72%                   | 72%                     |
| Corporate & Community Projects                      | -                     | -                  | -                  | -                     | -                       | (1,340,728)            | (1,361,978)          | (1,136,396)          | 85%                   | 83%                     | (1,441,393)         | (1,441,393)         | (1,311,221)         | 91%                   | 91%                     | (2,782,122)                         | (2,803,372)         | (2,447,617)         | 88%                   | 87%                     |
| Events and Entertainment                            | 1,986,301             | 2,040,574          | 1,359,449          | 68%                   | 67%                     | (6,705,652)            | (6,728,601)          | (5,075,807)          | 76%                   | 75%                     | (864,400)           | (864,400)           | (553,159)           | 64%                   | 64%                     | (5,583,751)                         | (5,552,428)         | (4,269,517)         | 76%                   | 77%                     |
| Regional Art Gallery                                | 117,825               | 126,530            | 129,548            | 110%                  | 103%                    | (1,853,706)            | (1,931,312)          | (1,588,318)          | 86%                   | 82%                     | (13,923)            | (13,923)            | (8,722)             | 63%                   | 63%                     | (1,749,804)                         | (1,818,885)         | (1,467,492)         | 84%                   | 81%                     |
| Regional Libraries                                  | 451,705               | 448,780            | 350,623            | 78%                   | 78%                     | (3,866,411)            | (4,004,815)          | (3,509,282)          | 91%                   | 88%                     | (372,234)           | (372,234)           | (326,834)           | 88%                   | 88%                     | (3,786,940)                         | (3,928,269)         | (3,485,493)         | 92%                   | 89%                     |
| Tondoon Botanic Gardens                             | 27,424                | 28,373             | 24,476             | 89%                   | 86%                     | (2,932,362)            | (2,915,544)          | (2,368,898)          | 81%                   | 81%                     | (400,757)           | (400,757)           | (357,582)           | 89%                   | 89%                     | (3,305,694)                         | (3,287,928)         | (2,702,003)         | 82%                   | 82%                     |
| <b>Total</b>  | <b>4,066,862</b>      | <b>4,254,106</b>   | <b>3,282,779</b>   |                       |                         | <b>(26,469,558)</b>    | <b>(26,885,277)</b>  | <b>(21,140,191)</b>  |                       |                         | <b>(3,391,945)</b>  | <b>(3,391,945)</b>  | <b>(2,731,069)</b>  |                       |                         | <b>(25,794,640)</b>                 | <b>(26,023,117)</b> | <b>(20,588,480)</b> |                       |                         |
| <b>Customer Experience Business Unit</b>            |                       |                    |                    |                       |                         |                        |                      |                      |                       |                         |                     |                     |                     |                       |                         |                                     |                     |                     |                       |                         |
| Biosecurity and Environmental Health                | 392,624               | 387,715            | 157,684            | 40%                   | 41%                     | (4,260,857)            | (4,241,641)          | (3,209,785)          | 75%                   | 76%                     | (2,211)             | (2,211)             | (259)               | 12%                   | 12%                     | (3,870,444)                         | (3,856,137)         | (3,052,360)         | 79%                   | 79%                     |
| Call Centre   | 202,000               | 202,000            | 168,333            | 83%                   | 83%                     | (202,000)              | (203,500)            | (169,510)            | 84%                   | 83%                     | -                   | -                   | -                   | -                     | -                       | -                                   | (1,500)             | (1,177)             | -                     | 78%                     |
| Customer Experience Administration                  | 516,936               | 516,936            | 430,780            | 83%                   | 83%                     | (516,936)              | (476,989)            | (329,929)            | 64%                   | 69%                     | -                   | -                   | -                   | -                     | -                       | -                                   | 39,947              | 100,851             | -                     | 252%                    |
| Customer Solutions                                  | 7,725,113             | 7,744,044          | 6,485,305          | 84%                   | 84%                     | (8,469,753)            | (8,403,621)          | (6,939,948)          | 82%                   | 83%                     | (44,238)            | (44,238)            | (40,600)            | 92%                   | 92%                     | (788,879)                           | (703,816)           | (495,243)           | 63%                   | 70%                     |
| Development Services                                | 3,378,963             | 3,761,092          | 2,986,902          | 88%                   | 79%                     | (4,131,603)            | (4,009,906)          | (3,358,082)          | 81%                   | 84%                     | -                   | -                   | -                   | -                     | -                       | (752,640)                           | (248,814)           | (371,180)           | 49%                   | 149%                    |
| Local Laws  | 1,199,945             | 1,217,895          | 1,250,564          | 104%                  | 103%                    | (4,315,464)            | (4,357,627)          | (3,454,868)          | 80%                   | 79%                     | (21,040)            | (21,040)            | (6,064)             | 29%                   | 29%                     | (3,136,559)                         | (3,160,772)         | (2,210,368)         | 70%                   | 70%                     |
| <b>Total</b>  | <b>13,415,581</b>     | <b>13,829,682</b>  | <b>11,479,568</b>  |                       |                         | <b>(21,896,614)</b>    | <b>(21,693,284)</b>  | <b>(17,462,123)</b>  |                       |                         | <b>(67,489)</b>     | <b>(67,489)</b>     | <b>(46,923)</b>     |                       |                         | <b>(8,548,522)</b>                  | <b>(7,931,092)</b>  | <b>(6,029,477)</b>  |                       |                         |
| <b>Finance, Governance &amp; Risk Business Unit</b> |                       |                    |                    |                       |                         |                        |                      |                      |                       |                         |                     |                     |                     |                       |                         |                                     |                     |                     |                       |                         |
| Contracts & Procurement                             | 2,957,393             | 2,957,393          | 2,464,494          | 83%                   | 83%                     | (2,957,393)            | (3,021,461)          | (2,456,447)          | 83%                   | 81%                     | -                   | -                   | -                   | -                     | -                       | -                                   | (64,069)            | 8,047               | -                     | -13%                    |
| Disaster Management                                 | 372,313               | 393,579            | 291,382            | 78%                   | 74%                     | (1,052,320)            | (1,019,498)          | (1,754,327)          | 167%                  | 172%                    | (110,990)           | (110,990)           | (93,270)            | 84%                   | 84%                     | (790,997)                           | (736,909)           | (1,556,215)         | 197%                  | 211%                    |
| Ethics, Integrity and Audit                         | -                     | -                  | -                  | -                     | -                       | (494,671)              | (498,384)            | (367,798)            | 74%                   | 74%                     | -                   | -                   | -                   | -                     | -                       | (494,671)                           | (498,384)           | (367,798)           | 74%                   | 74%                     |
| Finance   | 4,077,952             | 4,077,955          | 3,398,289          | 83%                   | 83%                     | (4,077,952)            | (4,185,376)          | (3,261,052)          | 80%                   | 78%                     | -                   | -                   | -                   | -                     | -                       | -                                   | (107,421)           | 137,237             | -                     | -128%                   |
| Finance, Governance & Risk Administration           | 451,279               | 451,279            | 376,066            | 83%                   | 83%                     | (451,279)              | (484,410)            | (410,327)            | 91%                   | 85%                     | -                   | -                   | -                   | -                     | -                       | -                                   | (33,132)            | (34,261)            | -                     | 103%                    |
| Governance  | 36,120                | 18,530             | 1,399              | 4%                    | 8%                      | (2,833,780)            | (2,897,725)          | (2,447,563)          | 86%                   | 84%                     | (1,274)             | (1,274)             | (380)               | 30%                   | 30%                     | (2,798,933)                         | (2,880,468)         | (2,446,544)         | 87%                   | 85%                     |
| Legal Services                                      | -                     | 81,918             | 90,918             | -                     | 111%                    | (697,351)              | (1,380,469)          | (1,322,897)          | 190%                  | 96%                     | -                   | -                   | -                   | -                     | -                       | (697,351)                           | (1,298,551)         | (1,231,979)         | 177%                  | 95%                     |
| Revenue Services                                    | 3,290,165             | 3,290,798          | 2,677,965          | 81%                   | 81%                     | (3,290,165)            | (3,403,143)          | (2,343,522)          | 71%                   | 69%                     | -                   | -                   | -                   | -                     | -                       | -                                   | (112,345)           | 334,444             | -                     | -298%                   |
| Treasury  | 125,084,966           | 125,746,472        | 105,986,387        | 85%                   | 84%                     | (95,529)               | (2,152,615)          | (361,823)            | 379%                  | 17%                     | -                   | -                   | -                   | -                     | -                       | 124,989,437                         | 123,593,857         | 105,624,564         | 85%                   | 85%                     |
| <b>Total</b>  | <b>136,270,188</b>    | <b>137,017,924</b> | <b>115,286,899</b> |                       |                         | <b>(15,950,439)</b>    | <b>(19,043,081)</b>  | <b>(14,725,754)</b>  |                       |                         | <b>(112,264)</b>    | <b>(112,264)</b>    | <b>(93,649)</b>     |                       |                         | <b>120,207,485</b>                  | <b>117,862,578</b>  | <b>100,467,495</b>  |                       |                         |
| <b>Operations Business Unit</b>                     |                       |                    |                    |                       |                         |                        |                      |                      |                       |                         |                     |                     |                     |                       |                         |                                     |                     |                     |                       |                         |
| Delivery Support and Performance                    | 19,880,397            | 18,903,777         | 14,526,858         | 73%                   | 77%                     | (12,135,808)           | (12,091,579)         | (10,197,059)         | 84%                   | 84%                     | (4,082,586)         | (4,082,586)         | (3,909,712)         | 96%                   | 96%                     | 3,662,003                           | 2,729,612           | 420,087             | 11%                   | 15%                     |
| Maintenance   | 1,642,234             | 1,635,906          | 1,365,080          | 83%                   | 83%                     | (6,963,955)            | (6,832,241)          | (6,326,268)          | 91%                   | 93%                     | (742,443)           | (742,443)           | (659,513)           | 89%                   | 89%                     | (6,064,164)                         | (5,938,778)         | (5,620,701)         | 93%                   | 95%                     |
| Operations Administration                           | 551,837               | 551,837            | 459,865            | 83%                   | 83%                     | (551,837)              | (718,805)            | (573,484)            | 104%                  | 80%                     | -                   | -                   | -                   | -                     | -                       | -                                   | (166,967)           | (113,619)           | -                     | 68%                     |
| Parks   | 2,290,562             | 2,283,430          | 1,826,224          | 80%                   | 80%                     | (23,540,739)           | (23,460,971)         | (20,064,477)         | 85%                   | 86%                     | (1,274,820)         | (1,274,820)         | (1,113,962)         | 87%                   | 87%                     | (22,524,997)                        | (22,452,361)        | (19,352,215)        | 86%                   | 86%                     |
| Roads   | 3,943,409             | 4,233,380          | 3,534,650          | 90%                   | 83%                     | (29,385,381)           | (28,638,889)         | (22,596,146)         | 77%                   | 79%                     | (28,348,558)        | (28,348,558)        | (23,195,656)        | 82%                   | 82%                     | (53,790,530)                        | (52,754,066)        | (42,257,152)        | 79%                   | 80%                     |
| Sewerage  | 45,601,457            | 45,746,625         | 38,548,892         | 85%                   | 84%                     | (26,341,942)           | (26,999,917)         | (24,835,973)         | 94%                   | 92%                     | (13,500,483)        | (13,500,483)        | (11,838,749)        | 88%                   | 88%                     | 5,759,033                           | 5,246,226           | 1,874,170           | 33%                   | 36%                     |
| Waste   | 30,248,731            | 29,727,806         | 24,462,170         | 81%                   | 82%                     | (29,347,387)           | (28,629,524)         | (24,107,704)         | 82%                   | 84%                     | (617,764)           | (617,764)           | (1,310,047)         | 212%                  | 212%                    | 283,581                             | 480,518             | (955,581)           | -337%                 | -199%                   |
| Water   | 55,535,425            | 55,627,115         | 34,160,272         | 62%                   | 61%                     | (49,079,751)           | (48,942,844)         | (44,343,622)         | 90%                   | 91%                     | (8,487,295)         | (8,487,295)         | (6,442,433)         | 76%                   | 76%                     | (2,031,621)                         | (1,803,023)         | (16,625,783)        | 818%                  | 922%                    |
| <b>Total</b>  | <b>159,694,053</b>    | <b>158,709,878</b> | <b>118,884,011</b> |                       |                         | <b>(177,346,800)</b>   | <b>(176,314,769)</b> | <b>(153,044,734)</b> |                       |                         | <b>(57,053,949)</b> | <b>(57,053,949)</b> | <b>(48,470,072)</b> |                       |                         | <b>(74,706,695)</b>                 | <b>(74,658,839)</b> | <b>(82,630,794)</b> |                       |                         |

|   | Operating Income - \$ |                   |                   |                       |                         | Operating Expense - \$ |                     |                     |                       |                         | Depreciation - \$ |                  |                  |                       |                         | Net Operating Income/(Deficit) - \$ |                    |                    |                       |                         |
|---|-----------------------|-------------------|-------------------|-----------------------|-------------------------|------------------------|---------------------|---------------------|-----------------------|-------------------------|-------------------|------------------|------------------|-----------------------|-------------------------|-------------------------------------|--------------------|--------------------|-----------------------|-------------------------|
|   | Budget                | Forecast          | Actual            | Actual as % of Budget | Actual as % of Forecast | Budget                 | Forecast            | Actual              | Actual as % of Budget | Actual as % of Forecast | Budget            | Forecast         | Actual           | Actual as % of Budget | Actual as % of Forecast | Budget                              | Forecast           | Actual             | Actual as % of Budget | Actual as % of Forecast |
| <b>Assets &amp; Environment Business Unit</b> |                       |                   |                   |                       |                         |                        |                     |                     |                       |                         |                   |                  |                  |                       |                         |                                     |                    |                    |                       |                         |
| Asset Designers                               | 755,202               | 755,202           | 627,463           | 83%                   | 83%                     | (755,202)              | (731,037)           | (560,689)           | 74%                   | 77%                     | -                 | -                | -                | -                     | -                       | -                                   | 24,166             | 66,774             | -                     | 276%                    |
| Asset Governance                              | 2,102,930             | 2,102,930         | 1,759,554         | 84%                   | 84%                     | (2,092,009)            | (2,157,042)         | (1,822,437)         | 87%                   | 84%                     | (10,920)          | (10,920)         | (2,609)          | 24%                   | 24%                     | -                                   | (65,033)           | (65,492)           | -                     | 101%                    |
| Asset Planning                                | 3,517,966             | 3,611,575         | 2,968,567         | 84%                   | 82%                     | (3,468,291)            | (3,322,101)         | (2,482,007)         | 72%                   | 75%                     | (49,675)          | (49,675)         | (39,251)         | 79%                   | 79%                     | -                                   | 239,799            | 447,309            | -                     | 187%                    |
| Asset Solutions                               | 2,197,349             | 2,197,349         | 1,831,124         | 83%                   | 83%                     | (2,197,349)            | (2,206,856)         | (2,100,527)         | 96%                   | 95%                     | -                 | -                | -                | -                     | -                       | -                                   | (9,506)            | (269,403)          | -                     | 2834%                   |
| Assets & Environment Administration           | 249,409               | 249,409           | 207,841           | 83%                   | 83%                     | (249,409)              | (252,926)           | (126,736)           | 51%                   | 50%                     | -                 | -                | -                | -                     | -                       | -                                   | (3,517)            | 81,106             | -                     | -2306%                  |
| Environment                                   | 555,200               | 492,383           | 331,988           | 60%                   | 67%                     | (5,574,325)            | (5,547,912)         | (4,238,954)         | 76%                   | 76%                     | (6,278)           | (6,278)          | (4,028)          | 64%                   | 64%                     | (5,025,404)                         | (5,061,808)        | (3,910,994)        | 78%                   | 77%                     |
| Project Delivery                              | 2,074,666             | 2,074,666         | 1,728,888         | 83%                   | 83%                     | (2,074,666)            | (2,064,062)         | (1,832,779)         | 88%                   | 89%                     | -                 | -                | -                | -                     | -                       | -                                   | 10,603             | (103,891)          | -                     | -980%                   |
| <b>Total</b>                                  | <b>11,452,722</b>     | <b>11,483,514</b> | <b>9,455,425</b>  |                       |                         | <b>(16,411,252)</b>    | <b>(16,281,935)</b> | <b>(13,164,129)</b> |                       |                         | <b>(66,874)</b>   | <b>(66,874)</b>  | <b>(45,888)</b>  |                       |                         | <b>(5,025,404)</b>                  | <b>(4,865,296)</b> | <b>(3,754,591)</b> |                       |                         |
| <b>People &amp; Strategy Business Unit</b>    |                       |                   |                   |                       |                         |                        |                     |                     |                       |                         |                   |                  |                  |                       |                         |                                     |                    |                    |                       |                         |
| Culture and Capability                        | 4,133,878             | 4,050,604         | 3,782,929         | 92%                   | 93%                     | (4,133,878)            | (4,027,071)         | (3,360,102)         | 81%                   | 83%                     | -                 | -                | -                | -                     | -                       | -                                   | 23,533             | 422,827            | -                     | 1797%                   |
| Economic Development                          | -                     | -                 | 19,558            | -                     | -                       | (1,190,591)            | (1,194,425)         | (571,141)           | 48%                   | 48%                     | -                 | -                | -                | -                     | -                       | (1,190,591)                         | (1,194,425)        | (551,583)          | 46%                   | 46%                     |
| Elected Members                               | -                     | -                 | -                 | -                     | -                       | (1,498,339)            | (1,465,885)         | (1,216,305)         | 81%                   | 83%                     | (3,660)           | (3,660)          | (828)            | 23%                   | 23%                     | (1,501,999)                         | (1,469,545)        | (1,217,133)        | 81%                   | 83%                     |
| Employee Entitlements                         | 24,337,731            | 24,576,982        | 19,763,782        | 81%                   | 80%                     | (24,689,159)           | (24,653,450)        | (20,785,364)        | 84%                   | 84%                     | -                 | -                | -                | -                     | -                       | (351,428)                           | (76,468)           | (1,021,582)        | 291%                  | 1336%                   |
| Executive Services                            | -                     | (175)             | -                 | -                     | 0%                      | (1,599,889)            | (1,602,823)         | (1,333,625)         | 83%                   | 83%                     | -                 | -                | -                | -                     | -                       | (1,599,889)                         | (1,602,998)        | (1,333,625)        | 83%                   | 83%                     |
| Health Safety & Wellbeing                     | 3,254,033             | 3,276,159         | 2,998,283         | 92%                   | 92%                     | (3,254,033)            | (3,721,678)         | (3,282,567)         | 101%                  | 88%                     | -                 | -                | -                | -                     | -                       | -                                   | (445,519)          | (284,284)          | -                     | 64%                     |
| Information, Communications and Technology    | 9,592,180             | 9,595,897         | 8,007,045         | 83%                   | 83%                     | (8,659,382)            | (8,659,986)         | (6,964,157)         | 80%                   | 80%                     | (932,798)         | (932,798)        | (449,145)        | 48%                   | 48%                     | -                                   | 3,113              | 593,744            | -                     | 19073%                  |
| People & Strategy Administration              | 545,920               | 545,920           | 454,934           | 83%                   | 83%                     | (545,920)              | (549,566)           | (459,804)           | 84%                   | 84%                     | -                 | -                | -                | -                     | -                       | -                                   | (3,646)            | (4,871)            | -                     | 134%                    |
| People Services                               | 2,386,960             | 2,386,960         | 1,989,133         | 83%                   | 83%                     | (2,386,960)            | (2,328,552)         | (1,989,345)         | 83%                   | 85%                     | -                 | -                | -                | -                     | -                       | -                                   | 58,408             | (211)              | -                     | 0%                      |
| Strategy, Improvement and Transformation      | 1,849,355             | 1,943,355         | 1,508,745         | 82%                   | 78%                     | (1,849,355)            | (2,087,805)         | (1,294,937)         | 70%                   | 62%                     | -                 | -                | -                | -                     | -                       | -                                   | (144,451)          | 213,807            | -                     | -148%                   |
| <b>Total</b>                                  | <b>46,100,057</b>     | <b>46,375,702</b> | <b>38,524,409</b> |                       |                         | <b>(49,807,505)</b>    | <b>(50,291,241)</b> | <b>(41,257,345)</b> |                       |                         | <b>(936,458)</b>  | <b>(936,458)</b> | <b>(449,972)</b> |                       |                         | <b>(4,643,907)</b>                  | <b>(4,851,998)</b> | <b>(3,182,911)</b> |                       |                         |

# Capital Exec Summary

April, 2026



## Capital Income - \$

## Capital Income - \$

## Capital Expense - \$

## Net Capital - \$

| Business Units             | Budget            | Forecast          | Actual            | Actual as % of Budget | Actual as % of Forecast |
|----------------------------|-------------------|-------------------|-------------------|-----------------------|-------------------------|
| Community & Lifestyle      | -                 | -                 | -                 | -                     | -                       |
| Customer Experience        | -                 | -                 | -                 | -                     | -                       |
| Finance, Governance & Risk | -                 | -                 | -                 | -                     | -                       |
| Operations                 | 24,561,257        | 17,842,489        | 17,684,159        | 72%                   | 99%                     |
| Asset & Environment        | -                 | 68,362            | 68,362            | -                     | 100%                    |
| People & Strategy          | 3,687,179         | 5,887,021         | 1,095,293         | 30%                   | 19%                     |
| <b>Total</b>               | <b>28,248,436</b> | <b>23,797,872</b> | <b>18,847,814</b> |                       |                         |

|                            | Budget               | Forecast            | Actual              | Actual as % of Budget | Actual as % of Forecast |
|----------------------------|----------------------|---------------------|---------------------|-----------------------|-------------------------|
| Community & Lifestyle      | (828,228)            | (542,920)           | (777,130)           | 94%                   | 143%                    |
| Customer Experience        | -                    | -                   | -                   | -                     | -                       |
| Finance, Governance & Risk | -                    | (6,500)             | (6,500)             | -                     | 100%                    |
| Operations                 | (87,898,424)         | (80,971,417)        | (62,469,178)        | 71%                   | 77%                     |
| Asset & Environment        | (5,000,000)          | (6,090,432)         | (328,527)           | 7%                    | 5%                      |
| People & Strategy          | (11,424,157)         | (12,134,054)        | (2,827,626)         | 25%                   | 23%                     |
| <b>Total</b>               | <b>(105,150,809)</b> | <b>(99,745,322)</b> | <b>(66,408,961)</b> |                       |                         |

|                            | Budget              | Forecast            | Actual              | Actual as % of Budget | Actual as % of Forecast |
|----------------------------|---------------------|---------------------|---------------------|-----------------------|-------------------------|
| Community & Lifestyle      | (828,228)           | (542,920)           | (777,130)           | 94%                   | 143%                    |
| Customer Experience        | -                   | -                   | -                   | -                     | -                       |
| Finance, Governance & Risk | -                   | (6,500)             | (6,500)             | -                     | 100%                    |
| Operations                 | (63,337,167)        | (63,128,928)        | (44,785,019)        | 71%                   | 71%                     |
| Asset & Environment        | (5,000,000)         | (6,022,069)         | (260,164)           | 5%                    | 4%                      |
| People & Strategy          | (7,736,978)         | (6,247,033)         | (1,732,334)         | 22%                   | 28%                     |
| <b>Total</b>               | <b>(76,902,373)</b> | <b>(75,947,450)</b> | <b>(47,561,147)</b> |                       |                         |

## Capital Summary by Business Unit Group April, 2026

| Business Unit - Groups                    | Capital Income - \$ |          |        |                       |                         | Capital Expense - \$ |                  |                  |                       |                         |
|---|---------------------|----------|--------|-----------------------|-------------------------|----------------------|------------------|------------------|-----------------------|-------------------------|
|   | Budget              | Forecast | Actual | Actual as % of Budget | Actual as % of Forecast | Budget               | Forecast         | Actual           | Actual as % of Budget | Actual as % of Forecast |
| <b>Community &amp; Lifestyle</b>          |                     |          |        |                       |                         |                      |                  |                  |                       |                         |
| Brand and Communications                  | -                   | -        | -      | -                     | -                       | -                    | -                | -                | -                     | -                       |
| Community & Lifestyle Administration      | -                   | -        | -      | -                     | -                       | -                    | -                | -                | -                     | -                       |
| Community Development and Partnerships    | -                   | -        | -      | -                     | -                       | -                    | (26,188)         | (58,818)         | -                     | 225%                    |
| Corporate & Community Projects            | -                   | -        | -      | -                     | -                       | (399,528)            | (88,602)         | (298,434)        | 75%                   | 337%                    |
| Events and Entertainment                  | -                   | -        | -      | -                     | -                       | (418,700)            | (279,878)        | (233,507)        | 56%                   | 83%                     |
| Regional Art Gallery                      | -                   | -        | -      | -                     | -                       | (10,000)             | (16,440)         | (16,440)         | 164%                  | 100%                    |
| Regional Libraries                        | -                   | -        | -      | -                     | -                       | -                    | -                | -                | -                     | -                       |
| Tondoon Botanic Gardens                   | -                   | -        | -      | -                     | -                       | -                    | (131,813)        | (169,930)        | -                     | 129%                    |
| <b>Total</b>                              | -                   | -        | -      | -                     | -                       | <b>(828,228)</b>     | <b>(542,920)</b> | <b>(777,130)</b> |                       |                         |
| <b>Customer Experience</b>                |                     |          |        |                       |                         |                      |                  |                  |                       |                         |
| Call Centre                               | -                   | -        | -      | -                     | -                       | -                    | -                | -                | -                     | -                       |
| Customer Experience Administration        | -                   | -        | -      | -                     | -                       | -                    | -                | -                | -                     | -                       |
| Customer Solutions                        | -                   | -        | -      | -                     | -                       | -                    | -                | -                | -                     | -                       |
| Development Services                      | -                   | -        | -      | -                     | -                       | -                    | -                | -                | -                     | -                       |
| Health, Environment and Pest              | -                   | -        | -      | -                     | -                       | -                    | -                | -                | -                     | -                       |
| Local Laws                                | -                   | -        | -      | -                     | -                       | -                    | -                | -                | -                     | -                       |
| <b>Total</b>                              | -                   | -        | -      | -                     | -                       | -                    | -                | -                | -                     | -                       |
| <b>Finance, Governance &amp; Risk</b>     |                     |          |        |                       |                         |                      |                  |                  |                       |                         |
| Contracts & Procurement                   | -                   | -        | -      | -                     | -                       | -                    | -                | -                | -                     | -                       |
| Disaster Management                       | -                   | -        | -      | -                     | -                       | -                    | -                | -                | -                     | -                       |
| Ethics, Integrity and Audit               | -                   | -        | -      | -                     | -                       | -                    | -                | -                | -                     | -                       |
| Finance, Governance & Risk Administration | -                   | -        | -      | -                     | -                       | -                    | -                | -                | -                     | -                       |
| Finance                                   | -                   | -        | -      | -                     | -                       | -                    | -                | -                | -                     | -                       |
| Governance                                | -                   | -        | -      | -                     | -                       | -                    | -                | -                | -                     | -                       |
| Legal Services                            | -                   | -        | -      | -                     | -                       | -                    | -                | -                | -                     | -                       |
| Revenue Services                          | -                   | -        | -      | -                     | -                       | -                    | -                | -                | -                     | -                       |
| Treasury                                  | -                   | -        | -      | -                     | -                       | -                    | (6,500)          | (6,500)          | -                     | 100%                    |
| <b>Total</b>                              | -                   | -        | -      | -                     | -                       | -                    | <b>(6,500)</b>   | <b>(6,500)</b>   |                       |                         |

| Business Unit - Groups                     | Capital Income - \$ |                  |                   |                       |                         | Capital Expense - \$ |                     |                     |                       |                         |
|--|---------------------|------------------|-------------------|-----------------------|-------------------------|----------------------|---------------------|---------------------|-----------------------|-------------------------|
|  | Budget              | Forecast         | Actual            | Actual as % of Budget | Actual as % of Forecast | Budget               | Forecast            | Actual              | Actual as % of Budget | Actual as % of Forecast |
| <b>Operations</b>                          |                     |                  |                   |                       |                         |                      |                     |                     |                       |                         |
| Delivery Support and Performance           | -                   | -                | (6,453)           | -                     | -                       | (6,000,000)          | (6,500,000)         | (1,624,574)         | 27%                   | 25%                     |
| Maintenance                                | 596,864             | 6,474            | 309,473           | 52%                   | 4780%                   | (1,177,136)          | (1,140,113)         | (1,819,930)         | 155%                  | 160%                    |
| Operations Administration                  | -                   | -                | -                 | -                     | -                       | -                    | -                   | -                   | -                     | -                       |
| Parks                                      | 972,610             | 121,573          | 721,767           | 74%                   | 594%                    | (5,646,356)          | (4,533,612)         | (2,777,032)         | 49%                   | 61%                     |
| Property Services                          | -                   | -                | -                 | -                     | -                       | -                    | -                   | -                   | -                     | -                       |
| Roads                                      | 10,981,799          | 2,094,846        | 3,900,037         | 36%                   | 186%                    | (26,249,498)         | (28,077,253)        | (23,581,283)        | 90%                   | 84%                     |
| Sewerage                                   | 6,085,446           | 1,751,046        | 5,951,653         | 98%                   | 340%                    | (26,510,521)         | (21,448,806)        | (17,599,966)        | 66%                   | 82%                     |
| Waste                                      | -                   | -                | -                 | -                     | -                       | (2,558,556)          | (4,854,049)         | (2,024,571)         | 79%                   | 42%                     |
| Water                                      | 5,924,538           | 1,057,277        | 3,711,452         | 63%                   | 351%                    | (19,756,356)         | (14,417,584)        | (13,041,823)        | 66%                   | 90%                     |
| Works Planning and Scheduling              | -                   | -                | -                 | -                     | -                       | -                    | -                   | -                   | -                     | -                       |
| <b>Total</b>                               | <b>24,561,257</b>   | <b>5,031,217</b> | <b>14,587,930</b> |                       |                         | <b>(87,898,424)</b>  | <b>(80,971,417)</b> | <b>(62,469,178)</b> |                       |                         |
| <b>Assets &amp; Environment</b>            |                     |                  |                   |                       |                         |                      |                     |                     |                       |                         |
| Asset Designers                            | -                   | -                | -                 | -                     | -                       | -                    | -                   | -                   | -                     | -                       |
| Asset Governance                           | -                   | -                | -                 | -                     | -                       | (5,000,000)          | (6,000,000)         | -                   | 0%                    | 0%                      |
| Asset Performance and Monitoring           | -                   | -                | -                 | -                     | -                       | -                    | -                   | -                   | -                     | -                       |
| Asset Planning                             | -                   | 4,866            | 68,362            | -                     | 1405%                   | -                    | (88,340)            | (95,845)            | -                     | 108%                    |
| Asset Solutions                            | -                   | -                | -                 | -                     | -                       | -                    | -                   | (16,685)            | -                     | -                       |
| Assets & Environment Administration        | -                   | -                | -                 | -                     | -                       | -                    | -                   | -                   | -                     | -                       |
| Environment                                | -                   | -                | -                 | -                     | -                       | -                    | -                   | (213,905)           | -                     | -                       |
| Project Delivery                           | -                   | -                | -                 | -                     | -                       | -                    | (2,092)             | (2,092)             | -                     | 100%                    |
| Property Assets                            | -                   | -                | -                 | -                     | -                       | -                    | -                   | -                   | -                     | -                       |
| <b>Total</b>                               | <b>-</b>            | <b>4,866</b>     | <b>68,362</b>     |                       |                         | <b>(5,000,000)</b>   | <b>(6,090,432)</b>  | <b>(328,527)</b>    |                       |                         |
| <b>People &amp; Strategy</b>               |                     |                  |                   |                       |                         |                      |                     |                     |                       |                         |
| Culture and Capability                     | -                   | -                | -                 | -                     | -                       | -                    | -                   | -                   | -                     | -                       |
| Economic Development                       | 3,687,179           | 9,492            | 1,142,238         | 31%                   | 12034%                  | (10,859,157)         | (11,521,693)        | (2,593,612)         | 24%                   | 23%                     |
| Elected Members                            | -                   | -                | -                 | -                     | -                       | -                    | -                   | -                   | -                     | -                       |
| Employee Entitlements                      | -                   | -                | -                 | -                     | -                       | -                    | (0)                 | (23,163)            | -                     | #####                   |
| Executive Services                         | -                   | -                | -                 | -                     | -                       | -                    | -                   | -                   | -                     | -                       |
| Health Safety & Wellbeing                  | -                   | -                | -                 | -                     | -                       | -                    | -                   | -                   | -                     | -                       |
| People & Strategy Administration           | -                   | -                | -                 | -                     | -                       | -                    | -                   | -                   | -                     | -                       |
| People Services                            | -                   | -                | -                 | -                     | -                       | -                    | -                   | -                   | -                     | -                       |
| Information, Communications and Technology | -                   | -                | -                 | -                     | -                       | (565,000)            | (612,361)           | (210,852)           | 37%                   | 34%                     |
| Strategy, Improvement and Transformation   | -                   | -                | -                 | -                     | -                       | -                    | -                   | -                   | -                     | -                       |
| <b>Total</b>                               | <b>3,687,179</b>    | <b>9,492</b>     | <b>1,142,238</b>  |                       |                         | <b>(11,424,157)</b>  | <b>(12,134,054)</b> | <b>(2,827,626)</b>  |                       |                         |