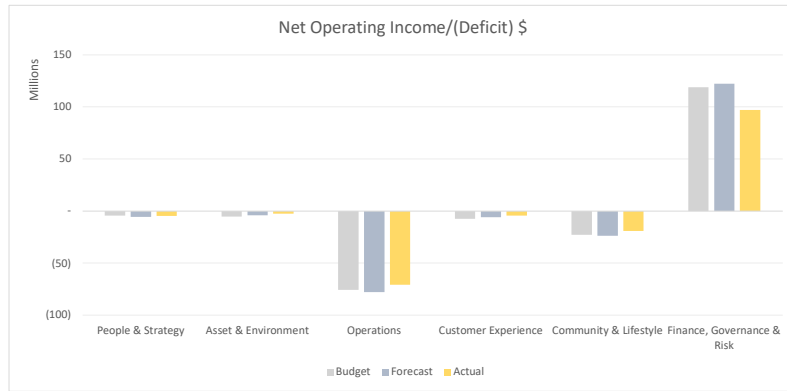


# Operating Exec Summary

April, 2025



|                            | Operating Income - \$ |             |             |                       |                         | Operating Expense - \$ |               |               |                       |                         | Depreciation - \$ |              |              |                       |                         | Net Operating Income/(Deficit) - \$ |              |              |                       |                         |
|----------------------------|-----------------------|-------------|-------------|-----------------------|-------------------------|------------------------|---------------|---------------|-----------------------|-------------------------|-------------------|--------------|--------------|-----------------------|-------------------------|-------------------------------------|--------------|--------------|-----------------------|-------------------------|
| Business Units             | Budget                | Forecast    | Actual      | Actual as % of Budget | Actual as % of Forecast | Budget                 | Forecast      | Actual        | Actual as % of Budget | Actual as % of Forecast | Budget            | Forecast     | Actual       | Actual as % of Budget | Actual as % of Forecast | Budget                              | Forecast     | Actual       | Actual as % of Budget | Actual as % of Forecast |
| People & Strategy          | 42,303,096            | 41,908,140  | 34,430,585  | 81%                   | 82%                     | (46,179,613)           | (47,365,586)  | (38,557,887)  | 83%                   | 81%                     | (437,953)         | (120,714)    | (485,168)    | 111%                  | 402%                    | (4,314,470)                         | (5,578,160)  | (4,612,470)  | 107%                  | 83%                     |
| Asset & Environment        | 10,413,298            | 10,711,756  | 8,829,328   | 85%                   | 82%                     | (14,971,823)           | (14,930,788)  | (11,316,740)  | 76%                   | 76%                     | (725,393)         | (53,612)     | (46,568)     | 6%                    | 87%                     | (5,283,918)                         | (4,272,645)  | (2,533,980)  | 48%                   | 59%                     |
| Operations                 | 139,721,580           | 142,160,921 | 108,821,386 | 78%                   | 77%                     | (160,614,974)          | (165,115,237) | (135,599,295) | 84%                   | 82%                     | (54,775,163)      | (54,946,058) | (43,887,788) | 80%                   | 80%                     | (75,668,557)                        | (77,900,374) | (70,665,698) | 93%                   | 91%                     |
| Customer Experience        | 11,862,353            | 13,494,039  | 11,352,326  | 96%                   | 84%                     | (19,487,020)           | (19,341,266)  | (15,647,503)  | 80%                   | 81%                     | (49,048)          | (44,716)     | (42,506)     | 87%                   | 95%                     | (7,673,715)                         | (5,891,944)  | (4,337,683)  | 57%                   | 74%                     |
| Community & Lifestyle      | 3,649,553             | 3,724,390   | 3,108,625   | 85%                   | 83%                     | (25,100,290)           | (25,381,445)  | (19,845,423)  | 79%                   | 78%                     | (1,312,966)       | (2,167,632)  | (2,400,857)  | 183%                  | 111%                    | (22,763,703)                        | (23,824,686) | (19,137,655) | 84%                   | 80%                     |
| Finance, Governance & Risk | 133,595,870           | 140,362,794 | 110,232,750 | 83%                   | 79%                     | (14,746,460)           | (18,106,919)  | (13,084,381)  | 89%                   | 72%                     | (124,712)         | (92,502)     | (84,328)     | 68%                   | 91%                     | 118,724,698                         | 122,163,373  | 97,064,041   | 82%                   | 79%                     |
| Total                      | 341,545,749           | 352,362,039 | 276,775,001 |                       |                         | (281,100,179)          | (290,241,241) | (234,051,229) |                       |                         | (57,425,235)      | (57,425,234) | (46,947,216) |                       |                         | 3,020,335                           | 4,695,564    | (4,223,445)  |                       |                         |

**Community & Lifestyle Business Unit**

|  | Budget           | Forecast         | Actual           | Actual<br>as % of<br>Budget | Actual<br>as % of<br>Forecast |
|--|------------------|------------------|------------------|-----------------------------|-------------------------------|
| Brand and Communications               | 4,416            | 41,456           | 79,355           | 1797%                       | 191%                          |
| Community & Lifestyle Administration   | 528,250          | 528,250          | 440,208          | 83%                         | 83%                           |
| Community Development and Partnerships | 625,887          | 791,345          | 661,176          | 106%                        | 84%                           |
| Corporate & Community Projects         | -                | -                | -                | -                           | -                             |
| Events and Entertainment               | 1,930,550        | 1,778,687        | 1,460,291        | 76%                         | 82%                           |
| Regional Art Gallery                   | 110,100          | 119,474          | 93,063           | 85%                         | 78%                           |
| Regional Libraries                     | 424,750          | 436,789          | 354,805          | 84%                         | 81%                           |
| Tondoon Botanic Gardens                | 25,600           | 28,389           | 19,727           | 77%                         | 69%                           |
| <b>Total</b>                           | <b>3,649,553</b> | <b>3,724,390</b> | <b>3,108,625</b> |                             |                               |

**Customer Experience Business Unit**

|                                      |                   |                   |                   |      |     |
|--------------------------------------|-------------------|-------------------|-------------------|------|-----|
| Biosecurity and Environmental Health | 372,988           | 303,848           | 256,924           | 69%  | 85% |
| Call Centre                          | 177,096           | 177,096           | 147,580           | 83%  | 83% |
| Customer Experience Administration   | 455,242           | 455,242           | 379,369           | 83%  | 83% |
| Customer Solutions                   | 7,037,656         | 7,060,879         | 5,913,259         | 84%  | 84% |
| Development Services                 | 2,620,730         | 4,267,876         | 3,530,743         | 135% | 83% |
| Local Laws                           | 1,198,640         | 1,229,097         | 1,124,452         | 94%  | 91% |
| <b>Total</b>                         | <b>11,862,353</b> | <b>13,494,039</b> | <b>11,352,326</b> |      |     |

**Finance, Governance & Risk Business Unit**

|   |                    |                    |                    |      |      |
|---|--------------------|--------------------|--------------------|------|------|
| Contracts & Procurement                   | 2,651,444          | 2,651,444          | 2,209,536          | 83%  | 83%  |
| Disaster Management                       | 61,740             | 403,913            | 381,367            | 618% | 94%  |
| Ethics, Integrity and Audit               | -                  | -                  | -                  | -    | -    |
| Finance                                   | 3,630,956          | 3,630,942          | 3,025,781          | 83%  | 83%  |
| Finance, Governance & Risk Administration | 409,547            | 409,546            | 341,289            | 83%  | 83%  |
| Governance                                | 3,950              | 1,099              | 112                | 3%   | 10%  |
| Legal Services                            | -                  | (702)              | (702)              | -    | 100% |
| Revenue Services                          | 3,224,487          | 3,397,568          | 2,774,830          | 86%  | 82%  |
| Treasury                                  | 123,613,746        | 129,868,985        | 101,500,537        | 82%  | 78%  |
| <b>Total</b>                              | <b>133,595,870</b> | <b>140,362,794</b> | <b>110,232,750</b> |      |      |

**Operations Business Unit**

|                                  |                    |                    |                    |      |     |
|----------------------------------|--------------------|--------------------|--------------------|------|-----|
| Delivery Support and Performance | 17,820,034         | 17,877,116         | 14,162,244         | 79%  | 79% |
| Maintenance                      | 1,427,584          | 1,409,672          | 1,166,875          | 82%  | 83% |
| Operations Administration        | 491,585            | 491,585            | 409,654            | 83%  | 83% |
| Parks                            | 2,041,878          | 2,083,552          | 1,738,316          | 85%  | 83% |
| Roads                            | 4,341,443          | 5,320,702          | 4,418,557          | 102% | 83% |
| Sewerage                         | 38,998,824         | 40,620,871         | 33,349,345         | 86%  | 82% |
| Waste                            | 26,977,049         | 28,047,548         | 23,218,170         | 86%  | 83% |
| Water                            | 47,623,181         | 46,309,874         | 30,358,224         | 64%  | 66% |
| <b>Total</b>                     | <b>139,721,580</b> | <b>142,160,921</b> | <b>108,821,386</b> |      |     |

**Operating Expense - \$**

| Budget | Forecast | Actual | Actual<br>as % of<br>Budget | Actual<br>as % of<br>Forecast |
|--------|----------|--------|-----------------------------|-------------------------------|
|--------|----------|--------|-----------------------------|-------------------------------|

|                     |                     |                     |      |     |
|---------------------|---------------------|---------------------|------|-----|
| (2,674,039)         | (2,648,821)         | (2,030,534)         | 76%  | 77% |
| (493,162)           | (767,859)           | (493,572)           | 100% | 64% |
| (5,852,424)         | (5,465,464)         | (4,353,898)         | 74%  | 80% |
| (1,065,180)         | (1,768,817)         | (1,437,130)         | 135% | 81% |
| (6,924,269)         | (6,475,889)         | (4,825,474)         | 70%  | 75% |
| (1,794,311)         | (1,712,771)         | (1,394,147)         | 78%  | 81% |
| (3,832,453)         | (4,125,523)         | (3,433,356)         | 90%  | 83% |
| (2,464,452)         | (2,416,300)         | (1,877,311)         | 76%  | 78% |
| <b>(25,100,290)</b> | <b>(25,381,445)</b> | <b>(19,845,423)</b> |      |     |

**Depreciation - \$**

| Budget | Forecast | Actual | Actual<br>as % of<br>Budget | Actual<br>as % of<br>Forecast |
|--------|----------|--------|-----------------------------|-------------------------------|
|--------|----------|--------|-----------------------------|-------------------------------|

|                    |                    |                    |      |      |
|--------------------|--------------------|--------------------|------|------|
| (3,517)            | (2,505)            | (3,162)            | 90%  | 126% |
| (35,088)           | (8,748)            | (29,665)           | 85%  | 339% |
| (274,518)          | (163,412)          | (164,901)          | 60%  | 101% |
| -                  | (875,639)          | (1,096,852)        | -    | 125% |
| (419,845)          | (472,074)          | (505,709)          | 120% | 107% |
| (130,069)          | (23,126)           | (7,829)            | 6%   | 34%  |
| (295,998)          | (317,211)          | (281,338)          | 95%  | 89%  |
| (153,931)          | (304,917)          | (311,402)          | 202% | 102% |
| <b>(1,312,966)</b> | <b>(2,167,632)</b> | <b>(2,400,857)</b> |      |      |

**Net Operating Income/(Deficit) - \$**

| Budget | Forecast | Actual | Actual<br>as % of<br>Budget | Actual<br>as % of<br>Forecast |
|--------|----------|--------|-----------------------------|-------------------------------|
|--------|----------|--------|-----------------------------|-------------------------------|

|                     |                     |                     |      |     |
|---------------------|---------------------|---------------------|------|-----|
| (2,673,140)         | (2,609,870)         | (1,954,341)         | 73%  | 75% |
| -                   | (248,357)           | (83,029)            | -    | 33% |
| (5,501,055)         | (4,837,530)         | (3,857,623)         | 70%  | 80% |
| (1,065,180)         | (2,644,457)         | (2,533,982)         | 238% | 96% |
| (5,413,564)         | (5,169,276)         | (3,870,893)         | 72%  | 75% |
| (1,814,280)         | (1,616,423)         | (1,308,912)         | 72%  | 81% |
| (3,703,702)         | (4,005,944)         | (3,359,888)         | 91%  | 84% |
| (2,592,783)         | (2,692,828)         | (2,168,987)         | 84%  | 81% |
| <b>(22,763,704)</b> | <b>(23,824,685)</b> | <b>(19,137,655)</b> |      |     |

|                    |                    |                    |      |      |
|--------------------|--------------------|--------------------|------|------|
| (2,831,072)        | (2,874,440)        | (2,169,838)        | 77%  | 75%  |
| -                  | 1,904              | 3,281              | -    | 172% |
| -                  | 33,752             | 17,957             | -    | 53%  |
| (798,701)          | (615,558)          | (456,784)          | 57%  | 74%  |
| (1,010,321)        | 741,098            | 651,352            | -64% | 88%  |
| (3,033,621)        | (3,178,699)        | (2,383,651)        | 79%  | 75%  |
| <b>(7,673,715)</b> | <b>(5,891,943)</b> | <b>(4,337,683)</b> |      |      |

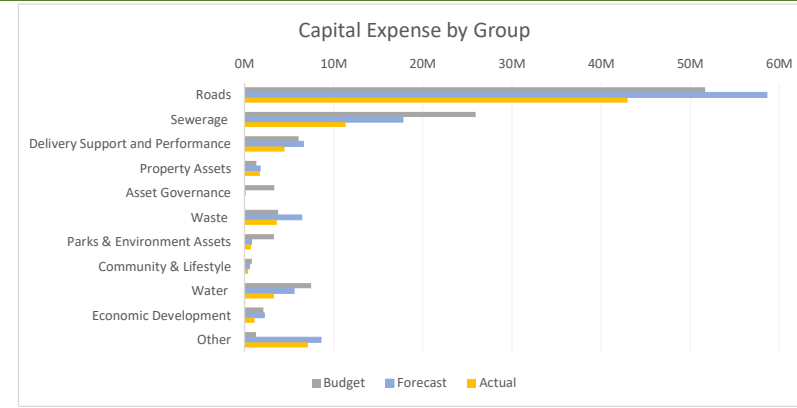
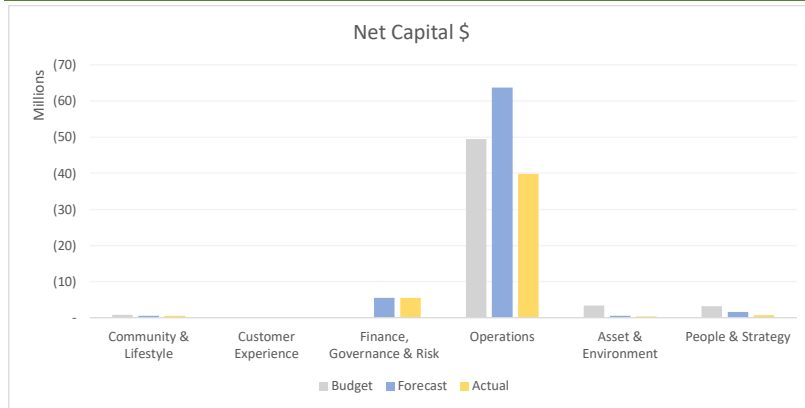
|                    |                    |                   |      |      |
|--------------------|--------------------|-------------------|------|------|
| -                  | (246,078)          | (265,613)         | -    | 108% |
| (828,998)          | (592,692)          | (431,139)         | 52%  | 73%  |
| (471,166)          | (429,757)          | (339,513)         | 72%  | 79%  |
| -                  | (101,083)          | 72,573            | -    | -72% |
| -                  | (57,028)           | (75,335)          | -    | 132% |
| (2,881,428)        | (3,027,020)        | (2,415,498)       | 84%  | 80%  |
| (579,666)          | (1,193,707)        | (1,037,938)       | 179% | 87%  |
| -                  | 107,253            | 340,803           | -    | 318% |
| 123,485,956        | 127,703,485        | 101,215,700       | 82%  | 79%  |
| <b>118,724,698</b> | <b>122,163,373</b> | <b>97,064,040</b> |      |      |

|                     |                     |                     |      |      |
|---------------------|---------------------|---------------------|------|------|
| 1,848,939           | 2,406,067           | 1,289,935           | 70%  | 54%  |
| (6,302,158)         | (6,617,884)         | (5,596,252)         | 89%  | 85%  |
| -                   | (76,790)            | (61,531)            | -    | 80%  |
| (20,379,687)        | (21,453,307)        | (17,912,074)        | 88%  | 83%  |
| (54,763,015)        | (54,472,904)        | (41,139,954)        | 75%  | 76%  |
| 6,743,515           | 3,364,610           | 2,417,825           | 36%  | 72%  |
| 1,778,911           | 3,103,079           | 2,128,203           | 120% | 69%  |
| (4,595,062)         | (4,153,245)         | (11,791,849)        | 257% | 284% |
| <b>(75,668,557)</b> | <b>(77,900,374)</b> | <b>(70,665,697)</b> |      |      |

| Operating Income - \$ |            |            |                       |                         | Operating Expense - \$ |              |              |                       |                         | Depreciation - \$ |           |           |                       |                         | Net Operating Income/(Deficit) - \$ |             |             |                       |                         |
|-----------------------|------------|------------|-----------------------|-------------------------|------------------------|--------------|--------------|-----------------------|-------------------------|-------------------|-----------|-----------|-----------------------|-------------------------|-------------------------------------|-------------|-------------|-----------------------|-------------------------|
|                       |            |            |                       |                         |                        |              |              |                       |                         |                   |           |           |                       |                         |                                     |             |             |                       |                         |
| Budget                | Forecast   | Actual     | Actual as % of Budget | Actual as % of Forecast | Budget                 | Forecast     | Actual       | Actual as % of Budget | Actual as % of Forecast | Budget            | Forecast  | Actual    | Actual as % of Budget | Actual as % of Forecast | Budget                              | Forecast    | Actual      | Actual as % of Budget | Actual as % of Forecast |
| 928,613               | 930,538    | 775,769    | 84%                   | 83%                     | (928,613)              | (865,220)    | (687,294)    | 74%                   | 79%                     | -                 | -         | -         | -                     | -                       | -                                   | 65,319      | 88,475      | -                     | 135%                    |
| 1,951,117             | 1,951,117  | 1,625,931  | 83%                   | 83%                     | (1,945,482)            | (2,028,496)  | (1,646,658)  | 85%                   | 81%                     | (5,635)           | (1,405)   | (4,693)   | 83%                   | 334%                    | -                                   | (78,784)    | (25,420)    | -                     | 32%                     |
| -                     | -          | -          | -                     | -                       | -                      | -            | -            | -                     | -                       | (1,500)           | -         | -         | 0%                    | -                       | (1,500)                             | -           | -           | 0%                    | -                       |
| 3,386,837             | 3,585,306  | 2,887,582  | 85%                   | 81%                     | (3,386,837)            | (3,102,182)  | (2,195,644)  | 65%                   | 71%                     | -                 | (35,722)  | (36,545)  | -                     | 102%                    | -                                   | 447,403     | 655,393     | -                     | 146%                    |
| 1,739,687             | 1,739,687  | 1,449,740  | 83%                   | 83%                     | (1,739,687)            | (1,809,953)  | (1,474,503)  | 85%                   | 81%                     | -                 | -         | -         | -                     | -                       | -                                   | (70,266)    | (24,763)    | -                     | 35%                     |
| 111,525               | 111,525    | 92,937     | 83%                   | 83%                     | (111,525)              | (113,743)    | (84,846)     | 76%                   | 75%                     | -                 | -         | -         | -                     | -                       | -                                   | (2,218)     | 8,091       | -                     | -365%                   |
| 457,788               | 555,494    | 465,570    | 102%                  | 84%                     | (5,021,947)            | (5,339,418)  | (3,932,126)  | 78%                   | 74%                     | (7,563)           | (16,486)  | (5,330)   | 70%                   | 32%                     | (4,571,722)                         | (4,800,410) | (3,471,885) | 76%                   | 72%                     |
| 1,837,732             | 1,837,732  | 1,531,443  | 83%                   | 83%                     | (1,837,732)            | (1,671,649)  | (1,295,543)  | 70%                   | 78%                     | -                 | -         | -         | -                     | -                       | -                                   | 166,083     | 235,900     | -                     | 142%                    |
| -                     | 356        | 356        | -                     | 100%                    | -                      | (128)        | (128)        | -                     | 100%                    | (710,695)         | -         | -         | 0%                    | -                       | (710,695)                           | 229         | 229         | 0%                    | 100%                    |
| 10,413,298            | 10,711,756 | 8,829,328  |                       |                         | (14,971,823)           | (14,930,788) | (11,316,740) |                       |                         | (725,393)         | (53,612)  | (46,568)  |                       |                         | (5,283,917)                         | (4,272,644) | (2,533,980) |                       |                         |
|                       |            |            |                       |                         |                        |              |              |                       |                         |                   |           |           |                       |                         |                                     |             |             |                       |                         |
| 3,623,133             | 3,636,852  | 2,742,005  | 76%                   | 75%                     | (3,623,133)            | (3,627,762)  | (2,805,766)  | 77%                   | 77%                     | -                 | -         | -         | -                     | -                       | -                                   | 9,090       | (63,761)    | -                     | -701%                   |
| -                     | -          | -          | -                     | -                       | (1,206,311)            | (1,129,133)  | (800,633)    | 66%                   | 71%                     | -                 | -         | -         | -                     | -                       | (1,206,311)                         | (1,129,133) | (800,633)   | 66%                   | 71%                     |
| -                     | 8,827      | 8,827      | -                     | 100%                    | (1,373,058)            | (1,456,202)  | (1,242,533)  | 90%                   | 85%                     | (1,498)           | (373)     | (828)     | 55%                   | 222%                    | (1,374,556)                         | (1,447,748) | (1,234,534) | 90%                   | 85%                     |
| 21,566,620            | 20,909,072 | 17,227,236 | 80%                   | 82%                     | (21,924,610)           | (21,996,886) | (19,093,080) | 87%                   | 87%                     | -                 | -         | -         | -                     | -                       | (357,990)                           | (1,087,814) | (1,865,843) | 521%                  | 172%                    |
| -                     | -          | -          | -                     | -                       | (1,375,614)            | (1,400,791)  | (1,142,764)  | 83%                   | 82%                     | -                 | -         | -         | -                     | -                       | (1,375,614)                         | (1,400,791) | (1,142,764) | 83%                   | 82%                     |
| 2,640,928             | 2,837,399  | 2,359,499  | 89%                   | 83%                     | (2,640,928)            | (3,200,877)  | (2,718,260)  | 103%                  | 85%                     | -                 | -         | -         | -                     | -                       | -                                   | -           | (358,760)   | -                     | 99%                     |
| 8,353,574             | 8,397,148  | 6,993,984  | 84%                   | 83%                     | (7,917,119)            | (8,322,339)  | (5,812,868)  | 73%                   | 70%                     | (436,456)         | (120,341) | (484,341) | 111%                  | 402%                    | -                                   | (45,532)    | 696,775     | -                     | -1530%                  |
| 474,279               | 474,279    | 395,233    | 83%                   | 83%                     | (474,279)              | (644,286)    | (494,826)    | 104%                  | 77%                     | -                 | -         | -         | -                     | -                       | -                                   | (170,007)   | (99,594)    | -                     | 59%                     |
| 1,960,687             | 1,960,687  | 1,633,906  | 83%                   | 83%                     | (1,960,687)            | (2,157,288)  | (1,826,753)  | 93%                   | 85%                     | -                 | -         | -         | -                     | -                       | -                                   | (196,601)   | (192,847)   | -                     | 98%                     |
| 3,683,875             | 3,683,875  | 3,069,896  | 83%                   | 83%                     | (3,683,875)            | (3,430,020)  | (2,620,404)  | 71%                   | 76%                     | -                 | -         | -         | -                     | -                       | -                                   | 253,854     | 449,491     | -                     | 177%                    |
| 42,303,096            | 41,908,140 | 34,430,585 |                       |                         | (46,179,613)           | (47,365,586) | (38,557,887) |                       |                         | (437,953)         | (120,714) | (485,168) |                       |                         | (4,314,471)                         | (5,578,160) | (4,612,470) |                       |                         |

## Capital Exec Summary

April, 2025



### Capital Income - \$

| Business Units             | Budget            | Forecast          | Actual            | Actual as % of Budget | Actual as % of Forecast |
|----------------------------|-------------------|-------------------|-------------------|-----------------------|-------------------------|
| Community & Lifestyle      | -                 | 2,000             | -                 | -                     | 0%                      |
| Customer Experience        | -                 | -                 | -                 | -                     | -                       |
| Finance, Governance & Risk | -                 | -                 | -                 | -                     | -                       |
| Operations                 | 49,445,202        | 34,068,359        | 27,438,136        | 55%                   | 81%                     |
| Asset & Environment        | 1,300,000         | 1,523,090         | 1,673,090         | 129%                  | 110%                    |
| People & Strategy          | (608,529)         | 1,152,139         | 587,503           | -97%                  | 51%                     |
| <b>Total</b>               | <b>50,136,673</b> | <b>36,745,587</b> | <b>29,698,728</b> |                       |                         |

### Capital Expense - \$

|  | Budget               | Forecast             | Actual              | Actual as % of Budget | Actual as % of Forecast |
|--|----------------------|----------------------|---------------------|-----------------------|-------------------------|
|  | (815,000)            | (570,084)            | (540,057)           | 66%                   | 95%                     |
|  | -                    | -                    | -                   | -                     | -                       |
|  | -                    | (5,552,577)          | (5,552,577)         | -                     | 100%                    |
|  | (98,907,668)         | (97,799,184)         | (67,187,427)        | 68%                   | 69%                     |
|  | (4,651,642)          | (2,140,823)          | (2,064,165)         | 44%                   | 96%                     |
|  | (2,674,603)          | (2,800,295)          | (1,372,231)         | 51%                   | 49%                     |
|  | <b>(107,048,913)</b> | <b>(108,862,962)</b> | <b>(76,716,456)</b> |                       |                         |

### Net Capital - \$

|  | Budget              | Forecast            | Actual              | Actual as % of Budget | Actual as % of Forecast |
|--|---------------------|---------------------|---------------------|-----------------------|-------------------------|
|  | (815,000)           | (568,084)           | (540,057)           | 66%                   | 95%                     |
|  | -                   | -                   | -                   | -                     | -                       |
|  | -                   | (5,552,577)         | (5,552,577)         | -                     | 100%                    |
|  | (49,462,466)        | (63,730,825)        | (39,749,291)        | 80%                   | 62%                     |
|  | (3,351,642)         | (617,733)           | (391,075)           | 12%                   | 63%                     |
|  | (3,283,132)         | (1,648,156)         | (784,729)           | 24%                   | 48%                     |
|  | <b>(56,912,240)</b> | <b>(72,117,376)</b> | <b>(47,017,729)</b> |                       |                         |

Capital Summary by Business Unit Group      April, 2025

| Business Unit - Groups                    | Capital Income - \$ |              |        |                             |                               | Capital Expense - \$ |                    |                    |                             |                               |
|---|---------------------|--------------|--------|-----------------------------|-------------------------------|----------------------|--------------------|--------------------|-----------------------------|-------------------------------|
|   | Budget              | Forecast     | Actual | Actual<br>as % of<br>Budget | Actual<br>as % of<br>Forecast | Budget               | Forecast           | Actual             | Actual<br>as % of<br>Budget | Actual<br>as % of<br>Forecast |
| <b>Community &amp; Lifestyle</b>          |                     |              |        |                             |                               |                      |                    |                    |                             |                               |
| Brand and Communications                  | -                   | -            | -      | -                           | -                             | -                    | -                  | -                  | -                           | -                             |
| Community & Lifestyle Administration      | -                   | -            | -      | -                           | -                             | -                    | -                  | -                  | -                           | -                             |
| Community Development and Partnerships    | -                   | -            | -      | -                           | -                             | -                    | (58,863)           | (58,863)           | -                           | 100%                          |
| Corporate & Community Projects            | -                   | -            | -      | -                           | -                             | -                    | (63,680)           | (63,680)           | -                           | 100%                          |
| Events and Entertainment                  | -                   | -            | -      | -                           | -                             | (805,000)            | (376,007)          | (348,600)          | 43%                         | 93%                           |
| Regional Art Gallery                      | -                   | 2,000        | -      | -                           | 0%                            | (10,000)             | (63,113)           | (60,493)           | 605%                        | 96%                           |
| Regional Libraries                        | -                   | -            | -      | -                           | -                             | -                    | (8,421)            | (8,421)            | -                           | 100%                          |
| Tondoon Botanic Gardens                   | -                   | -            | -      | -                           | -                             | -                    | -                  | -                  | -                           | -                             |
| <b>Total</b>                              | -                   | <b>2,000</b> | -      |                             |                               | <b>(815,000)</b>     | <b>(570,084)</b>   | <b>(540,057)</b>   |                             |                               |
| <b>Customer Experience</b>                |                     |              |        |                             |                               |                      |                    |                    |                             |                               |
| Call Centre                               | -                   | -            | -      | -                           | -                             | -                    | -                  | -                  | -                           | -                             |
| Customer Experience Administration        | -                   | -            | -      | -                           | -                             | -                    | -                  | -                  | -                           | -                             |
| Customer Solutions                        | -                   | -            | -      | -                           | -                             | -                    | -                  | -                  | -                           | -                             |
| Development Services                      | -                   | -            | -      | -                           | -                             | -                    | -                  | -                  | -                           | -                             |
| Health, Environment and Pest              | -                   | -            | -      | -                           | -                             | -                    | -                  | -                  | -                           | -                             |
| Local Laws                                | -                   | -            | -      | -                           | -                             | -                    | -                  | -                  | -                           | -                             |
| <b>Total</b>                              | -                   | -            | -      |                             |                               | -                    | -                  | -                  |                             |                               |
| <b>Finance, Governance &amp; Risk</b>     |                     |              |        |                             |                               |                      |                    |                    |                             |                               |
| Contracts & Procurement                   | -                   | -            | -      | -                           | -                             | -                    | -                  | -                  | -                           | -                             |
| Disaster Management                       | -                   | -            | -      | -                           | -                             | -                    | (20,051)           | (20,051)           | -                           | 100%                          |
| Ethics, Integrity and Audit               | -                   | -            | -      | -                           | -                             | -                    | -                  | -                  | -                           | -                             |
| Finance, Governance & Risk Administration | -                   | -            | -      | -                           | -                             | -                    | -                  | -                  | -                           | -                             |
| Finance                                   | -                   | -            | -      | -                           | -                             | -                    | -                  | -                  | -                           | -                             |
| Governance                                | -                   | -            | -      | -                           | -                             | -                    | -                  | -                  | -                           | -                             |
| Legal Services                            | -                   | -            | -      | -                           | -                             | -                    | -                  | -                  | -                           | -                             |
| Revenue Services                          | -                   | -            | -      | -                           | -                             | -                    | -                  | -                  | -                           | -                             |
| Treasury                                  | -                   | -            | -      | -                           | -                             | -                    | (5,532,526)        | (5,532,526)        | -                           | 100%                          |
| <b>Total</b>                              | -                   | -            | -      |                             |                               | -                    | <b>(5,552,577)</b> | <b>(5,552,577)</b> |                             |                               |

Business Unit - Groups

Capital Income - \$

Capital Expense - \$

Operations

|                                  | Budget            | Forecast          | Actual            | Actual<br>as % of<br>Budget | Actual<br>as % of<br>Forecast | Budget              | Forecast            | Actual              | Actual<br>as % of<br>Budget | Actual<br>as % of<br>Forecast |
|----------------------------------|-------------------|-------------------|-------------------|-----------------------------|-------------------------------|---------------------|---------------------|---------------------|-----------------------------|-------------------------------|
| Delivery Support and Performance | -                 | -                 | 56,123            | -                           | -                             | (6,055,111)         | (6,587,086)         | (4,487,086)         | 74%                         | 68%                           |
| Maintenance                      | -                 | 338,317           | 20,442            | -                           | 6%                            | (715,475)           | (2,112,664)         | (785,978)           | 110%                        | 37%                           |
| Operations Administration        | -                 | -                 | -                 | -                           | -                             | -                   | -                   | -                   | -                           | -                             |
| Parks                            | 1,048,371         | 44,332            | 110,542           | 11%                         | 249%                          | (3,315,392)         | (777,289)           | (703,427)           | 21%                         | 90%                           |
| Property Services                | -                 | -                 | -                 | -                           | -                             | -                   | -                   | -                   | -                           | -                             |
| Roads                            | 39,155,402        | 28,774,206        | 23,339,112        | 60%                         | 81%                           | (51,652,137)        | (58,590,183)        | (42,962,871)        | 83%                         | 73%                           |
| Sewerage                         | 8,129,113         | 4,561,436         | 3,107,624         | 38%                         | 68%                           | (25,940,538)        | (17,757,019)        | (11,339,793)        | 44%                         | 64%                           |
| Waste                            | -                 | -                 | -                 | -                           | -                             | (3,765,856)         | (6,410,447)         | (3,603,515)         | 96%                         | 56%                           |
| Water                            | 1,112,316         | 350,069           | 804,293           | 72%                         | 230%                          | (7,463,159)         | (5,564,495)         | (3,304,755)         | 44%                         | 59%                           |
| Works Planning and Scheduling    | -                 | -                 | -                 | -                           | -                             | -                   | -                   | -                   | -                           | -                             |
| <b>Total</b>                     | <b>49,445,202</b> | <b>34,068,359</b> | <b>27,438,136</b> |                             |                               | <b>(98,907,668)</b> | <b>(97,799,184)</b> | <b>(67,187,427)</b> |                             |                               |

Assets & Environment

|                                     |                  |                  |                  |      |      |                    |                    |                    |      |      |
|-------------------------------------|------------------|------------------|------------------|------|------|--------------------|--------------------|--------------------|------|------|
| Asset Designers                     | -                | -                | -                | -    | -    | -                  | -                  | -                  | -    | -    |
| Asset Governance                    | -                | -                | -                | -    | -    | (3,324,170)        | -                  | -                  | 0%   | -    |
| Asset Performance and Monitoring    | -                | -                | -                | -    | -    | -                  | -                  | -                  | -    | -    |
| Asset Planning                      | -                | 3,375            | 3,375            | -    | 100% | -                  | (34,212)           | (34,212)           | -    | 100% |
| Asset Solutions                     | -                | -                | -                | -    | -    | -                  | (13,250)           | (13,250)           | -    | 100% |
| Assets & Environment Administration | -                | -                | -                | -    | -    | -                  | -                  | -                  | -    | -    |
| Environment                         | -                | -                | -                | -    | -    | -                  | (148,143)          | (148,143)          | -    | 100% |
| Project Delivery                    | -                | -                | -                | -    | -    | -                  | (200,000)          | (162,702)          | -    | 81%  |
| Property Assets                     | 1,300,000        | 1,519,714        | 1,669,714        | 128% | 110% | (1,327,472)        | (1,745,218)        | (1,705,858)        | 129% | 98%  |
| <b>Total</b>                        | <b>1,300,000</b> | <b>1,523,090</b> | <b>1,673,090</b> |      |      | <b>(4,651,642)</b> | <b>(2,140,823)</b> | <b>(2,064,165)</b> |      |      |

People & Strategy

|  |                  |                  |                |      |     |                    |                    |                    |     |      |
|--|------------------|------------------|----------------|------|-----|--------------------|--------------------|--------------------|-----|------|
| Culture and Capability                     | -                | -                | -              | -    | -   | -                  | -                  | -                  | -   | -    |
| Economic Development                       | (608,529)        | 1,152,139        | 587,503        | -97% | 51% | (2,109,603)        | (2,223,209)        | (1,099,337)        | 52% | 49%  |
| Elected Members                            | -                | -                | -              | -    | -   | -                  | -                  | -                  | -   | -    |
| Employee Entitlements                      | -                | -                | -              | -    | -   | -                  | (17,110)           | (17,110)           | -   | 100% |
| Executive Services                         | -                | -                | -              | -    | -   | -                  | -                  | -                  | -   | -    |
| Health Safety & Wellbeing                  | -                | -                | -              | -    | -   | -                  | -                  | -                  | -   | -    |
| People & Strategy Administration           | -                | -                | -              | -    | -   | -                  | -                  | -                  | -   | -    |
| People Services                            | -                | -                | -              | -    | -   | -                  | -                  | -                  | -   | -    |
| Information, Communications and Technology | -                | -                | -              | -    | -   | (565,000)          | (559,976)          | (255,785)          | 45% | 46%  |
| Strategy, Improvement and Transformation   | -                | -                | -              | -    | -   | -                  | -                  | -                  | -   | -    |
| <b>Total</b>                               | <b>(608,529)</b> | <b>1,152,139</b> | <b>587,503</b> |      |     | <b>(2,674,603)</b> | <b>(2,800,295)</b> | <b>(1,372,231)</b> |     |      |